

# IDENTIFYING AT-RISK STUDENTS IN CANVAS

Tracy Sleep, ICCOC Student Services & IR Manager



ICCOC

- ▶ Reports
- ▶ Admin – View Only Role
- ▶ Grades – User Details
- ▶ Student Context Cars
- ▶ Grades – Analytics
- ▶ Home – Course Analytics



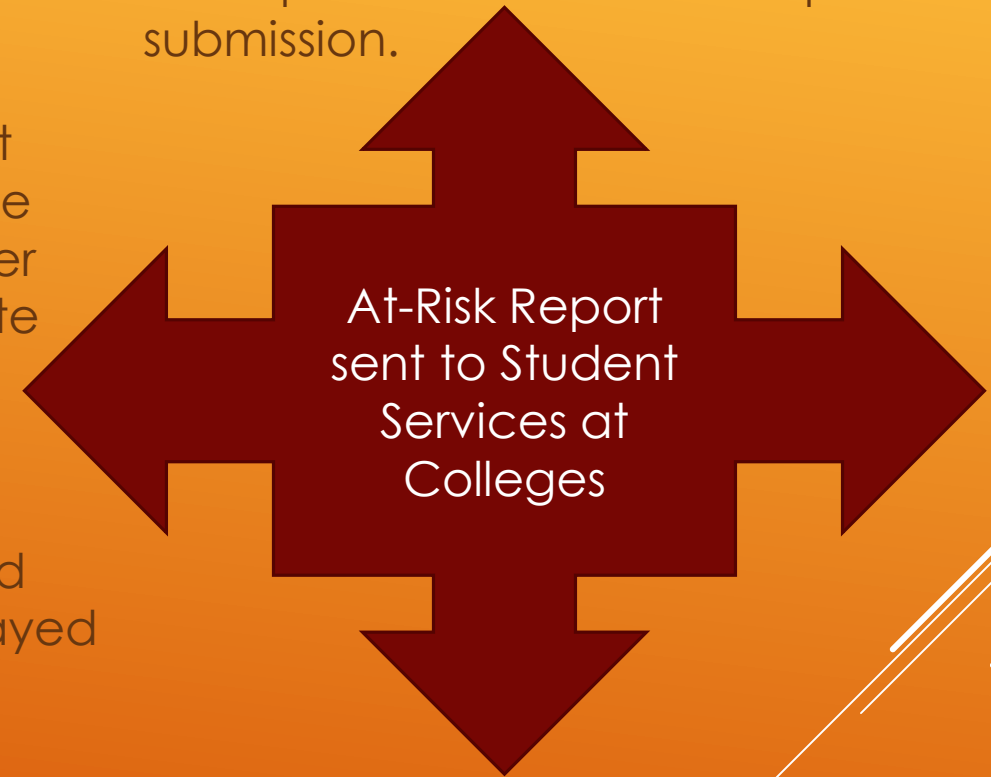
# TOPICS

**Zero Activity** - This report shows all the students enrolled in any courses in a given term who have not any course activity since a selected date.

**No Submissions** - This is a report of all students enrolled in a course in a given term that have not submitted an assignment between the given date range in a course. This report contains one row per student enrollment that meet the criteria. The date range can be no longer than two weeks.

**Grade Report** - This report shows the student final grade results for all students in a given term. The resulting file will have one row per enrollment, and will show the current and final grade that is displayed in the course gradebook. Grades are in percentages—not letter grades.

**Last Submission Date** - This is a report of all students enrolled in a course in a given term that have submitted an assignment. This report contains one row per student submission.



# REPORTS

- **View statistics**
- **View the list of courses**
- **View Grade Change Logs**
- **View notifications**
- **Read SIS data**
- **See the list of users**
- **View all grades**
- **View analytics pages**
- **View announcements**
- **View course content**
- **View discussions**
- **View the answer matrix in Quiz Submission Logs**
- **View the group pages of all student groups**
- **View usage reports for the course**

College Student  
Services Administrators

ADMIN - VIEW ONLY ROLE

# Grades – Default Gradebook View

Grades can be exported as CSV file

welcome-to-canvas > Grades

All Grading Periods ▾

Filter by student name or secondary ID

Import

Export ▾

Individual View

Student Name	Secondary ID	Assignment	Unit 13 Assignment	Unit 14 Assignment	Unit 15 Assignment	Unit 16 Assignment	Assignments	Assignments	Participation	Quizzes	Total
Ayres, Carol	cayres@iowalakes.edu	0	-	-	-	-	75%	-	-	-	75%
Berven, Lecia	lberven@iowalakes.edu		-	-	-	-	100%	-	-	-	100%
Faber, Mary	mfaber@iowalakes.edu		-	-	-	-	100%	-	-	-	100%
Grossnickle, Jesse	jgrossnickle@iowalakes.edu		-	-	-	-	100%	-	-	-	100%
Howard, Laura	lhoward@iowalakes.edu		-	-	-	-	100%	-	-	-	100%
Jedlicka, Renee	rjedlicka@iowalakes.edu		-	-	-	-	100%	-	-	-	100%
Kelso, Marni	mkelso@sccioa.edu		-	-	-	-	100%	-	-	-	100%
Klepper, Robert	rklepper@iowalakes.edu		-	-	-	-	100%	-	-	-	100%
Steele, Joe	jsteele@iowalakes.edu		-	-	-	-	100%	-	-	-	100%
Struve, Molly	mstruve@iowalakes.edu		-	-	-	-	100%	-	-	-	100%
Zemler, Doug	dzemler@iowalakes.edu		-	-	-	-	100%	-	-	-	100%


# GRADES – USER DETAILS

Click on student name

STUDENT  
CONTEXT  
CARD

<https://community.canvaslms.com/docs/DOC-8895-how-do-i-view-a-context-card-for-a-student-in-a-course>

View: CK...	Roll Call Attendance Out of 100	Unit 1 Assignment Out of 0
	75%	-
	100%	-
	100%	-
	100%	-
	100%	-
	100%	-
	100%	-
	100%	-
	100%	-
	100%	-
	100%	-



Masquerade

### Carol Ayres

Welcome to Canvas

Section: Welcome to Canvas  
Last login: Yesterday

Grades

Analytics

75%

Grade

0

Missing

0

Late

Last 1 Graded Items


75%

Activity Compared to Class

Participation  
★★★★  
High

Page Views  
★★★★  
High

# Click on “Grades” on Card

 [welcome-to-canvas](#) > [Grades](#) > Carol Ayres

Faculty Training Term

Home

Announcements

Assignments

Discussions

**Grades**

People

Pages

Files

Syllabus

Outcomes

Quizzes

Modules

Conferences

Collaborations

Chat

Attendance

Commons Guide

All Grading Periods ▼

Print grades

Grades for Carol Ayres

Arrange by Due Date ▼

Name	Due	Score	Out of
Bell Ringer		-	4
Roll Call Attendance		75%	100 ✓
<div><div>Score Details</div><div>Close</div><div>Mean: 97.7    High: 100    Low: 75</div><div><div></div></div></div>			
Scientific Investigation Review: CK12		-	0
U.S. History Research Paper		-	35
Unit 1 - Quiz		-	0
Unit 1 Assignment		-	0
Unit 10 - Quiz		-	0
Unit 10 Assignment		-	0

Total: 75%

Hide All Details

Course assignments are not weighted.

☒ Calculate based only on graded assignments

# Grades Continued

Unit 7 Assignment	-	0
Unit 8 - Quiz	-	0
Unit 8 Assignment	-	0
Unit 9 - Quiz	-	0
Unit 9 Assignment	-	0
Assignments	75%	
Assignments	N/A	
Participation	N/A	
Quizzes	N/A	
<b>Total</b>	<b>75%</b>	



# Uncheck “Calculate based only on graded assignments”

≡

welcome-to-canvas > Grades > Carol Ayres

Faculty Training Term

Home

Announcements

Assignments

Discussions

**Grades**

People

Pages

Files

Syllabus

Outcomes

Quizzes

Modules

Conferences

All Grading Periods ▼

Print grades

## Grades for Carol Ayres

Arrange by Due Date ▼

Name	Due	Score	Out of
Bell Ringer		-	4
Roll Call Attendance		75%	100 ✓
<div><div>Score Details</div><div>Close</div><div>Mean: 97.7    High: 100    Low: 75</div></div>			
Scientific Investigation Review: CK12		-	0
U.S. History Research Paper		-	35
Unit 1 Quiz		-	0

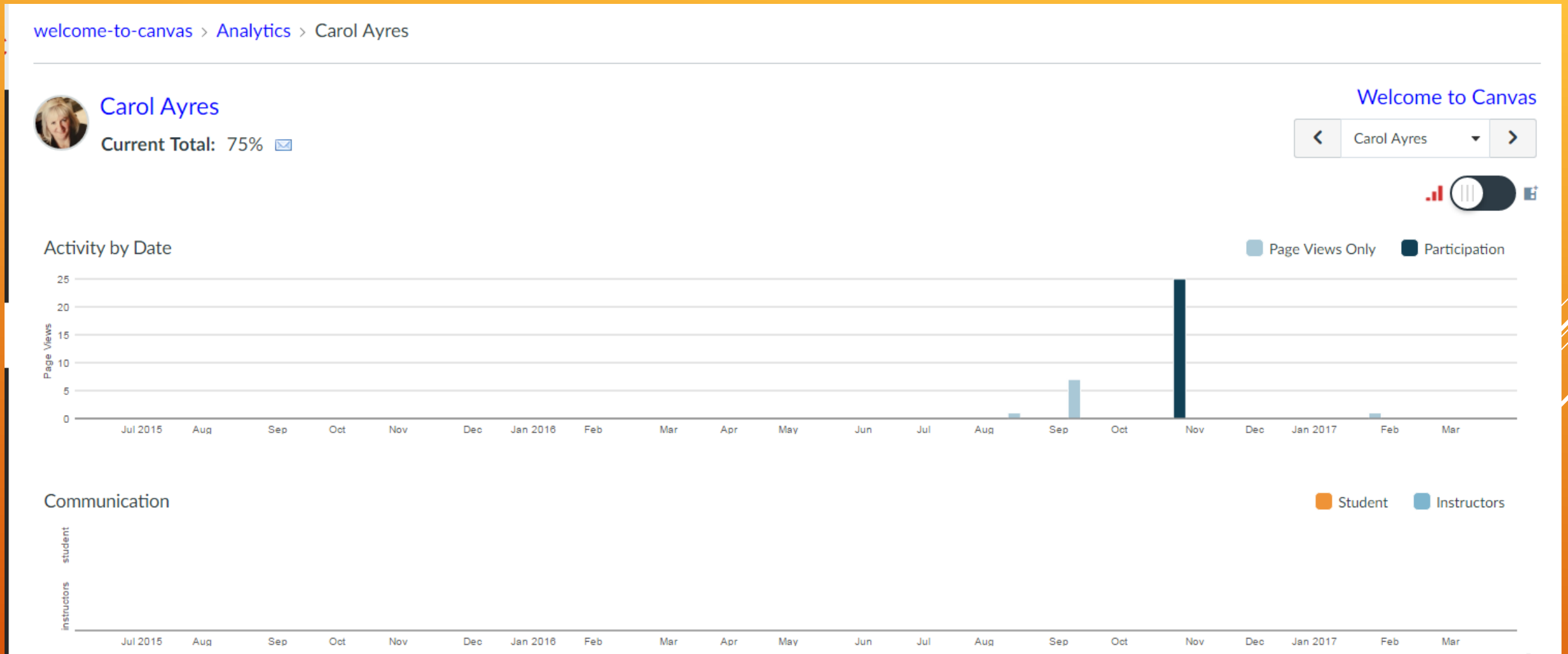
Total: 53.96%

Hide All Details

Course assignments are not weighted.

☐ Calculate based only on graded assignments

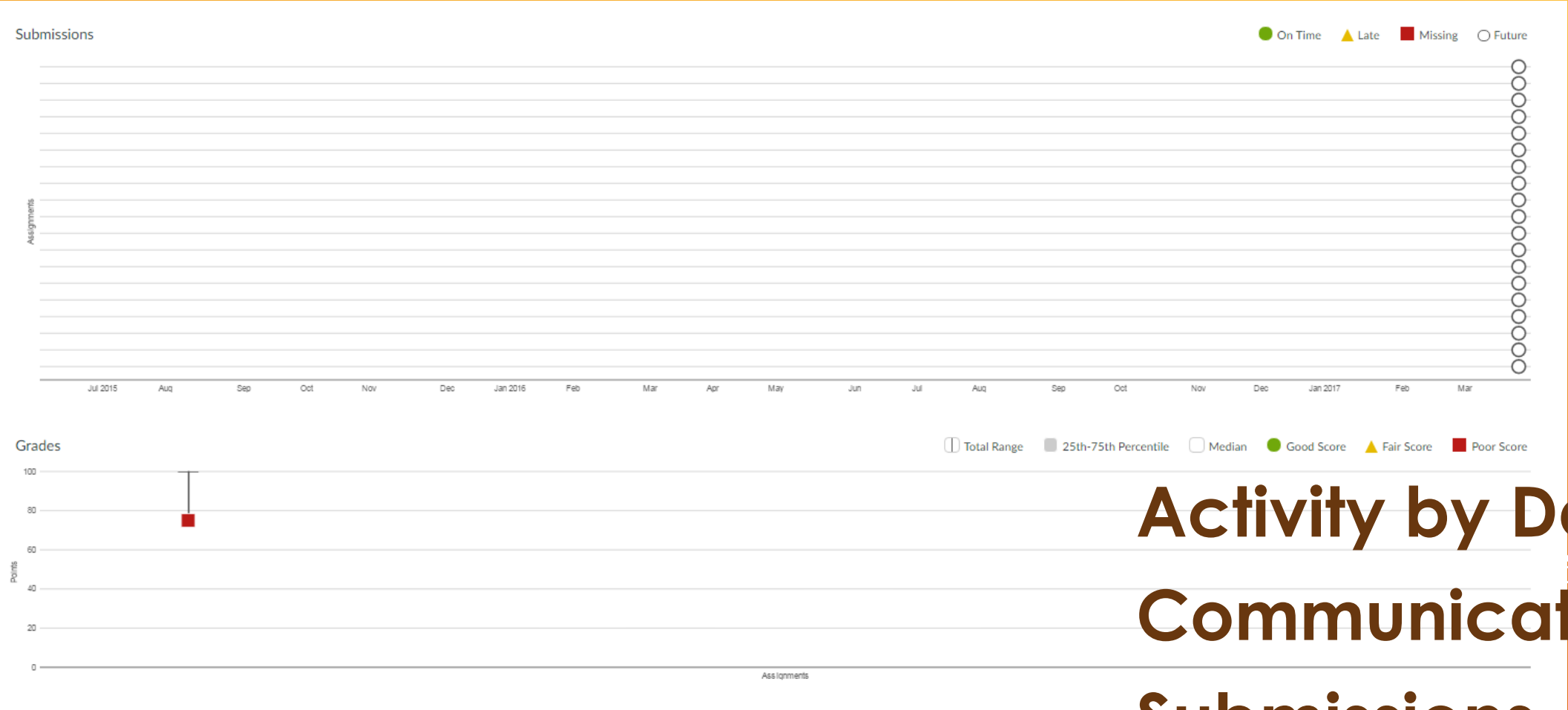
# Click on “Analytics” on Card



GRADES – ANALYTICS

<https://community.canvaslms.com/docs/DOC-1796>

# Analytics Continued







Activity by Date  
Communication  
Submissions  
Grades

GRADES – ANALYTICS

# Analytics Continued – Table View

welcome-to-canvas > Analytics > Carol Ayres

**Carol Ayres**  
Current Total: 75% 

Welcome to Canvas  
Carol Ayres   


Activity by Date

Date	Page Views	Actions Taken
2017-02-02	1	0
2016-11-03	25	1
2016-09-15	1	0
2016-09-15	6	0
2016-08-17	1	0

<< < 1 > >>

Communication

Date	Instructor Messages	Student Messages
There is no data to display		

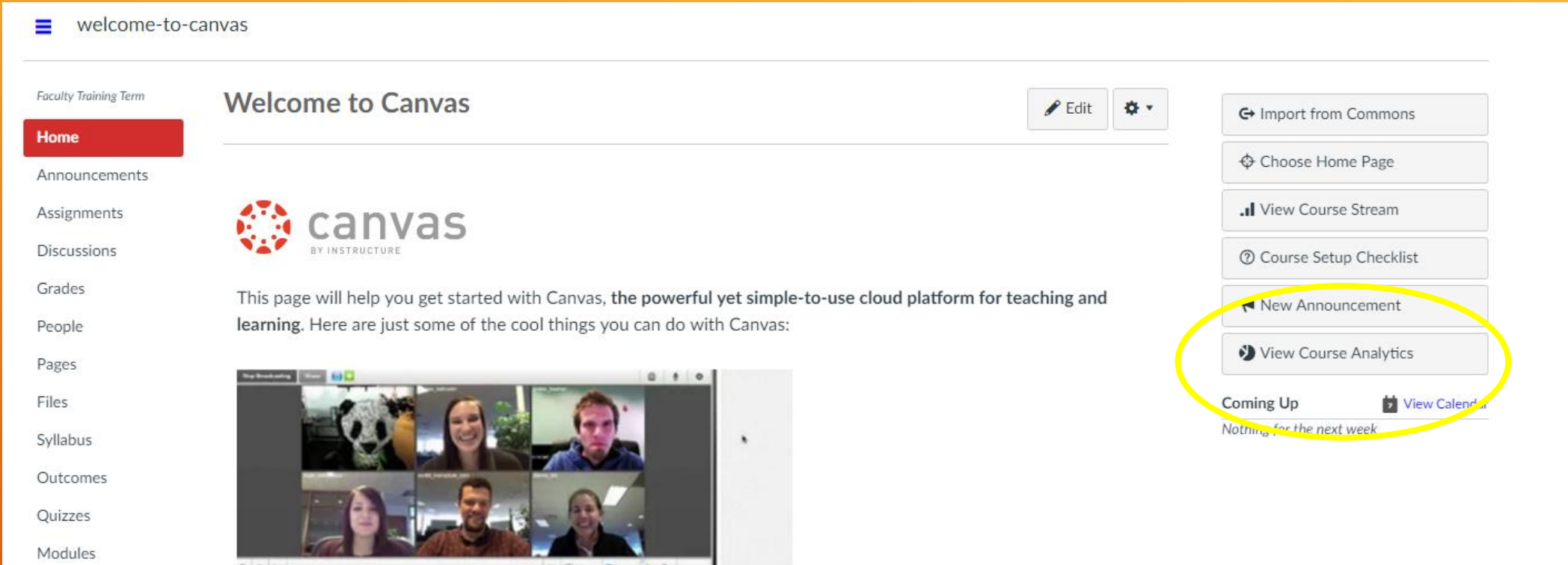
<< < > >>

Submissions

Assignment Name	Status	Due At	Submitted At	Score
Bell Ringer	Future	N/A	N/A	function (r,a){return e.createElement("span",{style:t},n.n(r))}
Scientific Investigation Review: CK12	Future	N/A	N/A	function (r,a){return e.createElement("span",{style:t},n.n(r))}
U.S. History Research Paper	Future	N/A	N/A	function (r,a){return e.createElement("span",{style:t},n.n(r))}
Roll Call Attendance	On Time	N/A	2016-08-18	function (r,a){return e.createElement("span",{style:t},n.n(r))}
Unit 4 - Quiz	Future	N/A	N/A	function (r,a){return e.createElement("span",{style:t},n.n(r))}

# GRADES – ANALYTICS

# Course Analytics – View All Course Data



The screenshot shows the 'Welcome to Canvas' interface. On the left is a navigation menu with items like Home, Announcements, Assignments, Discussions, Grades, People, Pages, Files, Syllabus, Outcomes, Quizzes, and Modules. The 'Home' button is highlighted in red. The main content area features the Canvas logo and a welcome message. On the right, a vertical menu of action buttons is displayed. The 'View Course Analytics' button, which includes a bar chart icon, is circled in yellow. Other buttons in this menu include 'Import from Commons', 'Choose Home Page', 'View Course Stream', 'Course Setup Checklist', 'New Announcement', and 'View Calendar'.

welcome-to-canvas

Faculty Training Term

Home

Announcements

Assignments

Discussions

Grades

People

Pages

Files

Syllabus

Outcomes

Quizzes

Modules

## Welcome to Canvas

Edit

Import from Commons

Choose Home Page

View Course Stream

Course Setup Checklist

New Announcement

View Course Analytics

Coming Up

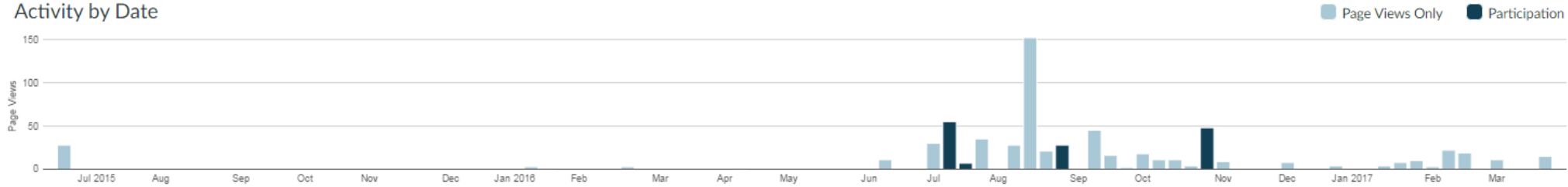
View Calendar

Nothing for the next week


<https://community.canvaslms.com/docs/DOC-1794>

# HOME – COURSE ANALYTICS

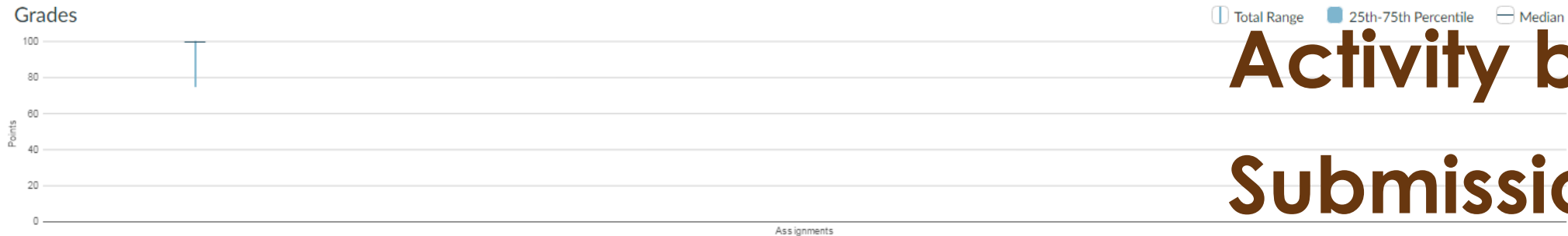
### Activity by Date



### Submissions



### Grades



Activity by Date

Submissions

Grades












# Course Analytics – View All Students

0

20

40

Assignments

Student ▾	Page Views ⚙	Participations ⚙	Submissions	On Time	Late	Missing	Current Score ⚙
 Carol Ayres	34	1	19	0	0	0	75%
 Lecia Berven	8	0	19	0	0	0	100%
 Jesse Grossnickle	20	0	19	0	0	0	100%
 Laura Howard	15	0	19	0	0	0	100%
 Renee Jedlicka	35	0	19	0	0	0	100%
 Marni Kelso	5	0	19	0	0	0	100%
 Robert Klepper	4	0	19	0	0	0	100%
 Joe Steele	6	0	19	0	0	0	100%
 Molly Struve	7	0	19	0	0	0	100%
 Test Student	10	0	19	0	0	0	--
 Doug Zemler	8	0	19	0	0	0	100%

Page Views  
Participations  
Submissions  
On-Time  
Late  
Missing  
Current Score

# Review – From Reporting Presentation

Enter Your Grading Scheme for Your Courses

<https://community.canvaslms.com/docs/DOC-2922>

Be Sure Every Graded Assignment, Discussion, and Quiz Have Been Published and Appear in the Gradebook

<https://community.canvaslms.com/docs/DOC-2785>

Use the Calendar/Due Dates

## Grade Frequently

If using 3<sup>rd</sup> Party-Software or websites, you need to find a way to record student progress in the course.

# INSTRUCTOR BEST PRACTICES





# Bonus – For CAOs, Deans, DLs

## Student Interactions Report

### Teacher Activity Report for Tracy Sleep

### Welcome to ICCOC Online Learning - Orientation - Tracy Sleep

Student	Last Student Interaction	Current Score	Final Score	Ungraded Assignments	
<a href="#">Ann Jenkins</a>	never				
<a href="#">Tracy Test Student</a>	never				

# STUDENT INTERACTIONS REPORT

# Thank you!

## IDENTIFYING AT-RISK STUDENTS IN CANVAS

Tracy Sleep, ICCOC Student Services & IR Manager

[tsleep@scciova.edu](mailto:tsleep@scciova.edu)

319-759-0497



ICCOC