

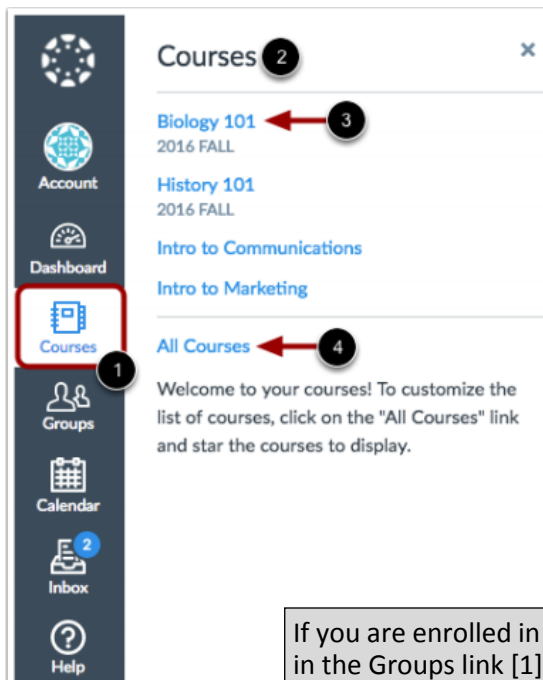
NAVIGATION

Global Navigation Menu

Global Navigation links provide quick access to frequently used Canvas features. These links provide access to all your courses collectively. Default links include the Dashboard, Courses, Groups, Calendar, Inbox, User Account, and the Help menu.

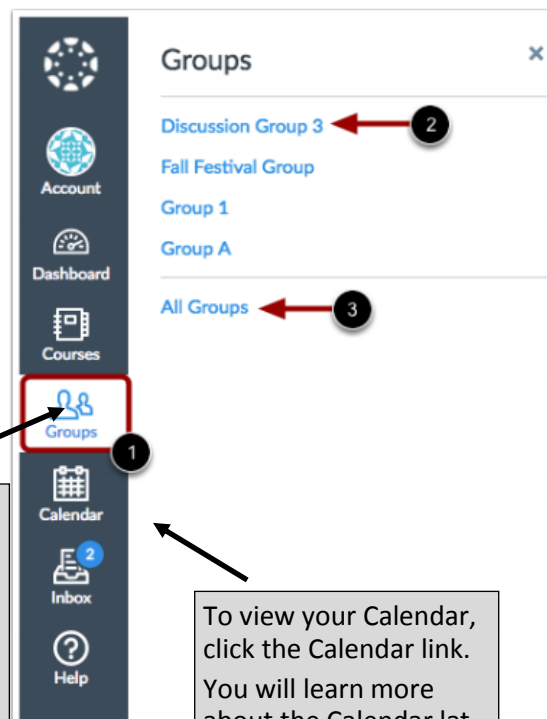
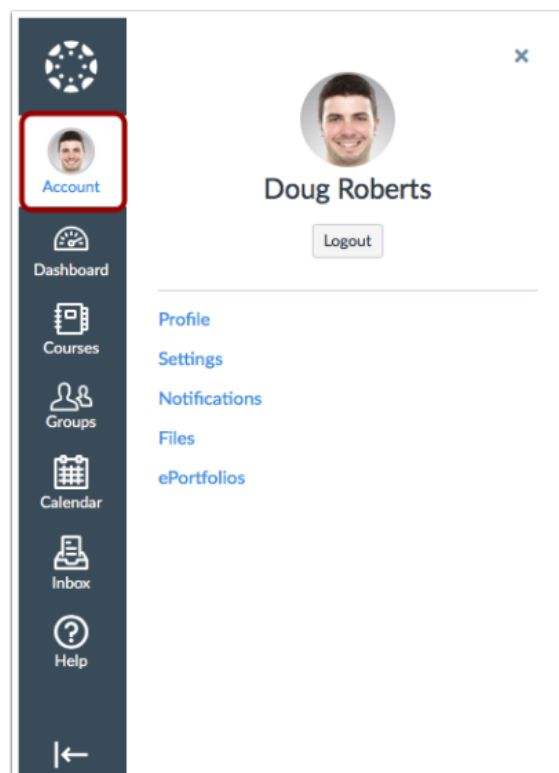
Depending on your user role and institution account settings, other links may appear in the Global Navigation Menu.

To view your courses, click the Courses link [1]. A menu will expand and display any courses where you are enrolled [2]. This menu also displays any courses marked as favorites. If no courses are selected as favorites, the course list will display all current courses. If a course includes term dates, the name of the term will appear as part of the course listing.



If you are enrolled in **Groups**, view your groups in the Groups link [1]. A menu will expand and display all groups where you are enrolled. To view a group, click the name of the group [2]. To view all your groups, click the All Groups link [3].

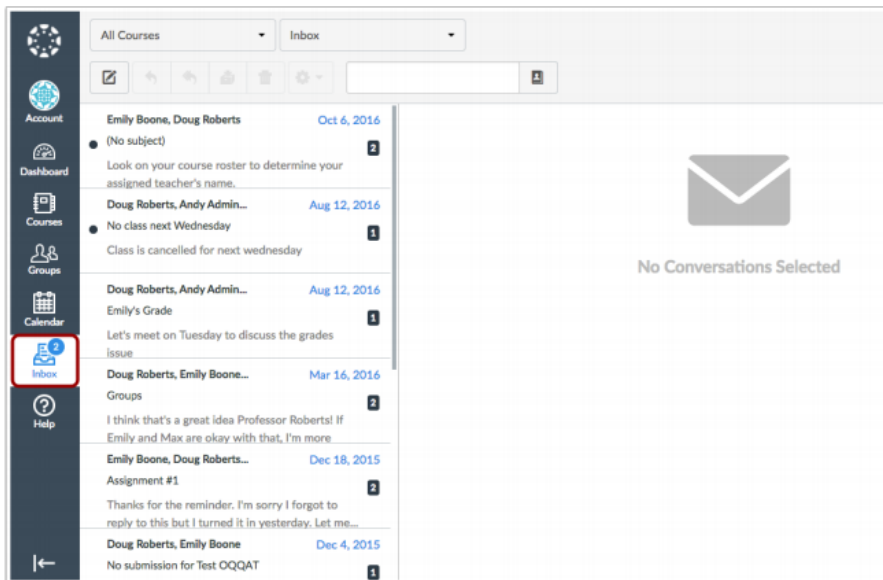
Note: Groups cannot be customized in the drop-down menu.



To view your Calendar, click the Calendar link. You will learn more about the Calendar later in this training.

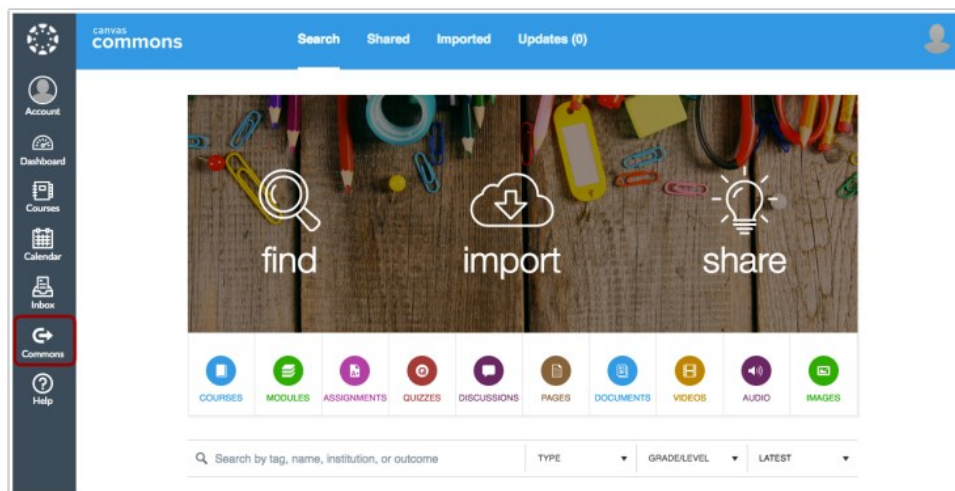
NAVIGATION

To view your Conversations Inbox, click the Inbox link. Conversations is the Canvas messaging system where you can communicate with other users in your courses. The number of new messages are shown as part of the Inbox icon.



If you are an instructor and your institution is participating in Canvas Commons, you can access Commons with the Commons link. Learn more about Canvas Commons.

View Commons



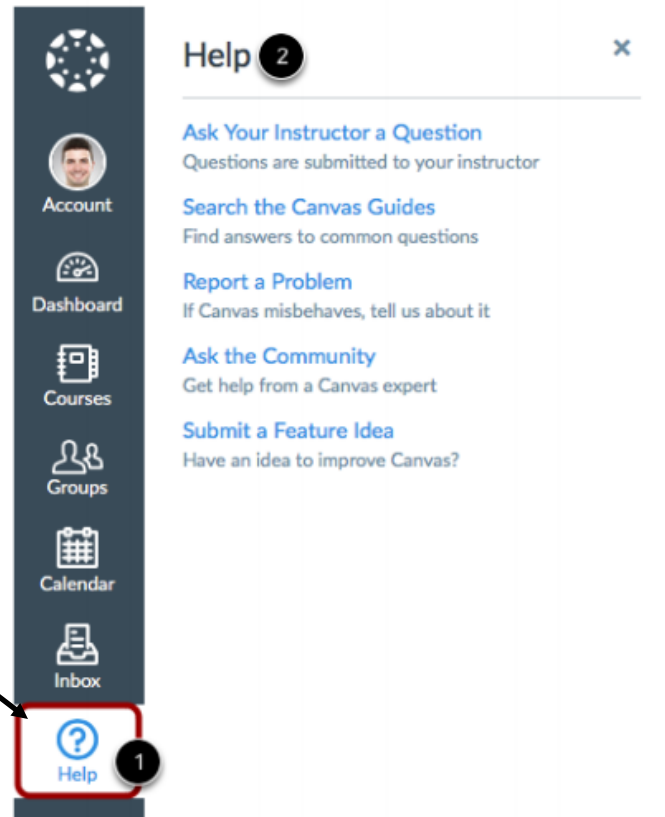
NAVIGATION

To get help with Canvas, click the Help link [1].

The Help menu will appear [2]. Select the help option that is relevant to your needs. Learn more about the Help menu.

Note: Depending on your user role and institution settings, the Help menu may display different options.

We will discuss the Help menu later in this training.



To expand or collapse the **Global Navigation** menu, click the arrow icon.

The Global Navigation Menu will be automatically collapsed for tablet screens.

